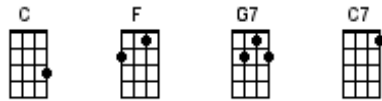


ISLAND STYLE



Intro: C G7 C C 1 Island strum per chord (except in 2 chord measures)

Chorus:

On the <sup>F</sup> Island, <sup>F</sup> we do it <sup>C</sup> Island style <sup>C</sup>  
 From the <sup>C</sup> mountain to the ocean, from the <sup>G7</sup> windward to the <sup>C</sup> leeward side <sup>C7</sup>  
 On the <sup>F</sup> Island, <sup>F</sup> we do it <sup>C</sup> Island style <sup>C</sup>  
 From the <sup>C</sup> mountain to the ocean, from the <sup>G7</sup> windward to the <sup>C</sup> leeward side <sup>C</sup>

Verse 1

Mama's in the kitchen cooking dinner real nice  
 Beef stew on the stove, lomi salmon with the ice  
 We eat and drink, and we sing all day  
 Kanikapila in the old Hawaiian way

Chorus:

On the <sup>F</sup> Island, <sup>F</sup> we do it <sup>C</sup> Island style <sup>C</sup>  
 From the <sup>C</sup> mountain to the ocean, from the <sup>G7</sup> windward to the <sup>C</sup> leeward side <sup>C7</sup>  
 On the <sup>F</sup> Island, <sup>F</sup> we do it <sup>C</sup> Island style <sup>C</sup>  
 From the <sup>C</sup> mountain to the ocean, from the <sup>G7</sup> windward to the <sup>C</sup> leeward side <sup>C</sup>

Verse 2

We go Grandma's house on the weekend clean yard  
 If we no go, Grandma gotta work hard  
 You know my Grandma like the poi real sour  
 I love my Grandma every minute every hour

Chorus:

On the <sup>F</sup> Island, <sup>F</sup> we do it <sup>C</sup> Island style <sup>C</sup>  
 From the <sup>C</sup> mountain to the ocean, from the <sup>G7</sup> windward to the <sup>C</sup> leeward side <sup>C7</sup>  
 On the <sup>F</sup> Island, <sup>F</sup> we do it <sup>C</sup> Island style <sup>C</sup>  
 From the <sup>C</sup> mountain to the ocean, from the <sup>G7</sup> windward to the <sup>C</sup> leeward side <sup>C</sup>

(Verse 1, chorus, tag last line)



## “WHAT STRUM DO I USE”

### General strum take aways:

- 1) Almost all strums involve the right hand constantly rocking down/up- ALWAYS! Just a matter of when you connect with strings
- 2) Why are strum patterns good?  
They're like scales, They're a tool. Trains hand to play a pattern so when we need them, we know where we're going. It's training right hand to play a rhythm, but it's not the rhythm. One is an exercise, other is music
- 3) Why are strum patterns bad?  
We spend too much trying to understand D U's when we should be thinking about chords, words, and groove. Don't try to read or think about D U's – Look at them just as a guide.
- 4) If learning a song from a recording, listen to what drums are doing (if it has drums) and try to imitate them. If playing with others live, watch and listen to what others are doing. Play what feels natural for song. We also don't need to play the same strum pattern all the way through the song, nor play exactly what everyone else is playing, as long as basic downbeats are the same.

### MUTES

#### *Right hand mute:*

Can be done strumming with thumb, but easier with finger strumming  
Strum closer to base of neck, not over the hole.

- 1) Start slowly with a down strum, then tilt right hand slightly to the right until it just touches the strings. Continue trying to decrease time between strum and mute .

#### *Left hand mute:*

Mostly done with bar or 4 finger chords.





























- 1) Lift fingers just slightly off strings (but still touching them) after the strum.  
You can use a combination of right and left hand mutes.

### “CHUCKS”





Like a mute on steroids. Start practicing the same way as with a mute, but try to get time between strum and mute almost simultaneous.

# Common Ukulele Strums






## 4 /4 time

<b>Basic</b>				
	1	2	3	4
	D	D	D	D
		(mute/chuck)		(mute/chuck)
<b>Basic down-up</b>	 	 	 	 
	1 &	2 &	3 &	4 &
	D U	D U	D U	D U
		(mute/chuck D)		(mute/chuck D)
<b>"Milk and Cereal"</b>			 	
	1	2	3 &	4
	D	D	D U	D
		(mute/chuck)		(mute/chuck)
<b>"Strawberry Coconut"</b>		 	 	
	1	2 &	3 &	4
	D	D U	D U	D
		(mute/chuck D)		(mute/chuck D)
<b>Island strum</b>		 		
Jamaica Farewell, Island Style, etc.	1	2 &	(3) &	4
	D	D U	U	D
		(mute/chuck D)		(mute/chuck)

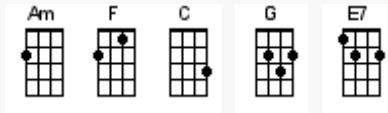
## 3/4 time

Edelweiss, Amazing grace, etc		 	
	1	2 (&)	3
	D (or pluck)	D (U)	D
			(mute/chuck)

## 6/8 time

Halleluja, House of the Rising Sun, etc.		 				
	1	(2)&	3	4	5	6
	D	DU	D	D	U	D

WAKE ME UP Avicii



[Intro]

| **Am** **F** | **C** **C G** | **Am** **F** | **C** **C E7** |

[Verse 1]

| **Am** **F** | **C** |  
Feeling my way through the darkness

| **Am** **F** | **C** |  
Guided by a beating heart

| **Am** **F** | **C** |  
I can't tell where the journey will end

| **Am** **F** | **C** |  
But I know where to start

| **Am** **F** | **C** |  
They tell me I'm too young to understand

| **Am** **F** | **C** |  
They say I'm caught up in a dream

| **Am** **F** | **C** |  
Well life will pass me by if I don't open up my eyes

| **Am** **F** | **C** |  
Well that's fine by me

[Chorus]

| **Am** **F** | **C C G** |  
*So wake me up when it's all over*

| **Am** **F** | **C C E7** |  
*When I'm wiser and I'm older*

| **Am** **F** | **C C G** |  
*All this time I was finding myself*

| **Am** **F** | **C C E7** |  
*And I didn't know I was lost*

| **Am** **F** | **C C G** |  
*So wake me up when it's all over*

| **Am** **F** | **C C E7** |  
*When I'm wiser and I'm older*

| **Am** **F** | **C C G** |  
*All this time I was finding myself*

| **Am** **F** | **C C E7** |  
*And I didn't know I was lost*

[Instrumental]

| Am F | C C G | Am F | C C E7 |

[Verse 2]

| Am F | C |  
I tried carrying the weight of the world

| Am F | C |  
But I only have two hands

| Am F | C |  
Hope I get the chance to travel the world

| Am F | C |  
And I don't have any plans

| Am F | C |  
Wish that I could stay forever this young

| Am F | C |  
Not afraid to close my eyes

| Am F | C |  
Life's a game made for everyone

| Am F | C |  
And love is a prize

**(CHORUS)**

[Bridge]

| Am F | C G |  
I didn't know I was lost

| Am F | C E7 |  
I didn't know I was lost

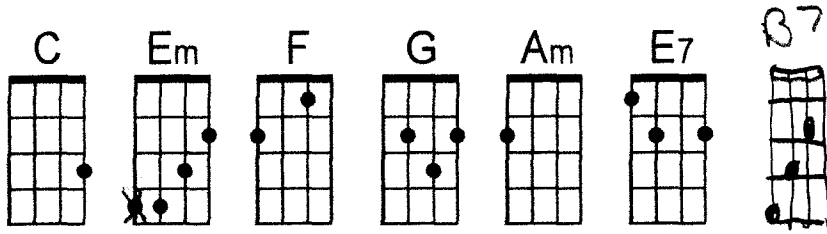
| Am F | C G |  
I didn't know I was lost

| Am F | C E7 |  
I didn't know I was lost

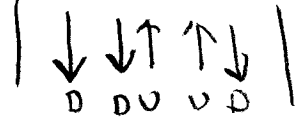
[Outro] | Am F | C C G | Am F | C C E7 |

# Somewhere Over the Rainbow/What a Wonderful World

(Israel Kamakawi'ole version, but with correct lyrics)



2 strum patterns per measure



Strum a "double-time" Reggae beat 1-&a-2-&3-&a-4-&

Intro: C . Em . |Am . F . |C . Em . |Am . Am/g . |F . . . |

C . . . |Em . . . |F . . . |C . . . |F . . . |E7 . . . |Am . . . |F . . . |  
 Oooo Oooo Ooooo Oo-o-o Ooooo O-o-Oooooo Oooooooo Oooo Oo-o O-o Oooo O-o Oooo

| C . . . . |Em . . . . || F . . . . |C . . . . |  
 Some— where— o— ver the rain— bow way— up high—

| F . . . . |C . . . . |G . . . . || Am . . . . |F . . . . |  
 There's— a— land that I heard of, once in a lull— la— by— y— y y— y— y

| C . . . . |Em . . . . |F . . . . |C . . . . |  
 Some— where— o— ver the rain— bow skies— are blue—

| F . . . . |C . . . . |G . . . . |Am . . . . |F . . . . |  
 And— the— dreams that you dare to dream really do— come true— o— o o— o— o

| C . . . . |G . . . . || Am . . . . |F . . . . |  
 Some— day I'll wish u— pon a star and wake up where the clouds are far be— hind— me— e— e—

| C . . . . |B7 . . . . |  
 Where troubles melt like lemon drops, way a— bove the chimney tops,

| Em . . . . |G . . . . |  
 that's where— you'll fi— ind me—

| C . . . . |Em . . . . |F . . . . |C . . . . |  
 Oh, Some— where— o— ver the rain— bow blue— birds fly—

| F . . . . |C . . . . |G . . . . |Am . . . . |F . . . . |  
 Birds— fly— o— ver the rain— bow, why then, oh why— can't I— I— I— I— I— I— ?

| C . . . . |Em . . . . |F . . . . |C . . . . |  
 I see trees of green, and red roses to—

| F . . . . |C . . . . |E7 . . . . |Am . . . . |  
 I watch them bloom, for me and you

| F . . . . |G . . . . |Am . . . . |F . . . . |  
 And I think to my— self— what a won— derful world—

| C . . . . |Em . . . . |F . . . . |C . . . . |  
 I see skies of blue, and clouds of white—

| F . . . . |C . . . . |E7 . . . . |Am . . . . |  
 The bright blessed day— the dark sacred night,

| F . . . . |G . . . . |C . . . . |F . . . . |C . . . . |  
 and I think to my— self— what a won— derful world—

**Bridge:**

· |G · · · · · |C · · · · · )  
The colors of the rainbow, so pretty in the sky—  
· |G · · · · · |C · · · · · )  
Are also on the faces— of people passing by  
· |F · · · · · C · · · · · |F · · · · · C · · · · · )  
I see friends shaking hands, saying "How do you do—?"  
|F · · · · · C · · · · · |F/c · · · · · |G · · · · · |  
They're really saying— "I— I love you—."

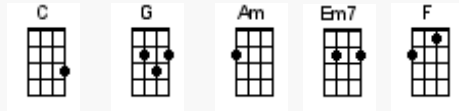
· |C · · · · · Em · · · · · |F · · · · · C · · · · · )  
I hear ba—bies cry— I watch them grow—  
|F · · · · · C · · · · · |E7 · · · · · Am · · · · · )  
They'll learn much more than I'll ever know.  
· |F · · · · · |G · · · · · |Am · · · · · |F · · · · · )  
And I think to my-self— what a won—derful wor—or—orld. or—or—orld

· |C · · · · · |G · · · · · |Am · · · · · |F · · · · · )  
Some-day I'll wish u—pon a star and wake up where the clouds are far be—hind— me—e—e—e—  
· |C · · · · · |B7 · · · · · )  
Where troubles melt like lemon drops, way a—bove the chimney tops,  
· |Em · · · · · |G · · · · · )  
that's where— you'll fi—ind me

· |C · · · · · |Em · · · · · |F · · · · · |C · · · · · )  
Oh, Some— where— o— ver the rain—bow— blue—birds fly—  
|F · · · · · |C · · · · · |G · · · · · |Am · · · · · |F · · · · · )  
Birds— fly— o— ver the rain—bow, why then, oh why— can't I—I—I—? I—I—I—?  
|C · · · · · |Em · · · · · |F · · · · · |C · · · · · |F · · · · · |E7 · · · · · |Am · · · · · |F · · · · · |C|  
Oooo Oooo O0000 Oo-o-o O00000 O-o-O000000 O0000000 O000 Oo-o O-o O000 O-o O000

**San Jose Ukulele Club**  
(v4b- 7/10/16)

MEMORIES Maroon 5



[Intro Chorus]

**C** **G**  
 Here's to the ones that we got  
**Am** **Em7**  
 Cheers to the wish you were here but you're not  
**F** **C**  
 'Cause the drinks bring back all the memories  
**F** **G**  
 Of everything we've been through

**C** **G**  
 Toast to the ones here today  
**Am** **Em7**  
 Toast to the ones that we lost on the way  
**F** **C**  
 'Cause the drinks bring back all the memories  
**F** **G** N.C.  
 And the memories bring back memories, bring back you

[Verse 1]

**C** **G** **Am** **Em7**  
 There's a time that I remember, when I did not know no pain  
**F** **C** **F** **G**  
 When I believed in forever, and everything would stay the same  
**C** **G** **Am** **Em7**  
 Now my heart feel like December, when somebody say your name  
**F** **C** **F** **G**  
 'Cause I can't reach out to call you, but I know I will one day, ayy

[Pre-Chorus 1]

**C** **G** **Am** **Em7**  
 Everybody hurts sometimes, everybody hurts someday, ayy-ayy  
**F** **C** **F** **G**  
 But everything gon' be alright, go and raise a glass and say, ayy

[Chorus 1]

**C** **G**  
 Here's to the ones that we got  
**Am** **Em7**  
 Cheers to the wish you were here but you're not  
**F** **C**  
 'Cause the drinks bring back all the memories  
**F** **G**  
 Of everything we've been through

**C** **G**  
 Toast to the ones here today  
**Am** **Em7**  
 Toast to the ones that we lost on the way  
**F** **C**  
 'Cause the drinks bring back all the memories  
**F** **G** **C**  
 And the memories bring back memories, bring back you



[Post-Chorus 1]

**C** **G**  
You, Doo-dooo doo-doo-doo-do  
**Am** **Em7**  
Doo-doo-do dooo doo-doo-dooo-do  
**F** **C**  
Doo-doo-do-dooo doo-doo-dooo  
**F** **G** N.C.  
Memories bring back memories, bring back you

[Verse 2]

**C** **G** **Am** **Em**  
There's a time that I remember, when I never felt so lost  
**F** **C** **F** **G**  
When I felt all of the hatred, was too powerful to stop (ooh yeah)  
**C** **G** **Am** **Em**  
Now my heart feel like an ember, and it's lighting up the dark  
**F** **C** **F** **G**  
I'll carry these torches for ya, and you know I never drop, yeah

[Pre-Chorus 2]

**C** **G** **Am** **Em**  
Everybody hurts sometimes, everybody hurts someday, ayy-ayy  
**F** **C** **F** **G**  
Everything gon' be alright, go and raise a glass and say, ayy

[Chorus 2]

**C** **G**  
Here's to the ones that we got  
**Am** **Em7**  
Cheers to the wish you were here but you're not  
**F** **C**  
'Cause the drinks bring back all the memories  
**F** **G**  
Of everything we've been through  
**C** **G**  
Toast to the ones here today  
**Am** **Em7**  
Toast to the ones that we lost on the way  
**F** **C**  
'Cause the drinks bring back all the memories  
**F** **G** **C**  
And the memories bring back memories, bring back you

[Post-Chorus 2]

**G**  
Doo-dooo doo-doo-doo-do  
**Am** **Em7**  
Doo-doo-do dooo doo-doo-dooo-do  
**F** **C**  
Doo-doo-do-dooo doo-doo-dooo  
**F** **G** **C**  
Memories bring back memories, bring back you

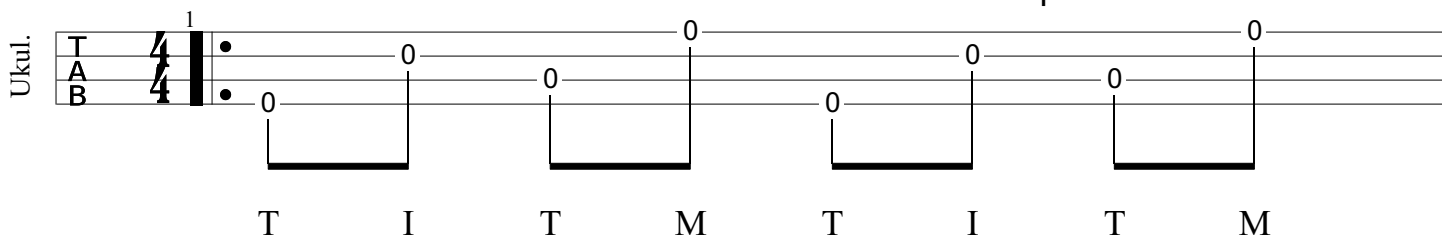
# Ukulele Fingerpicking Patterns

 = 120

"Travis" Pick 1

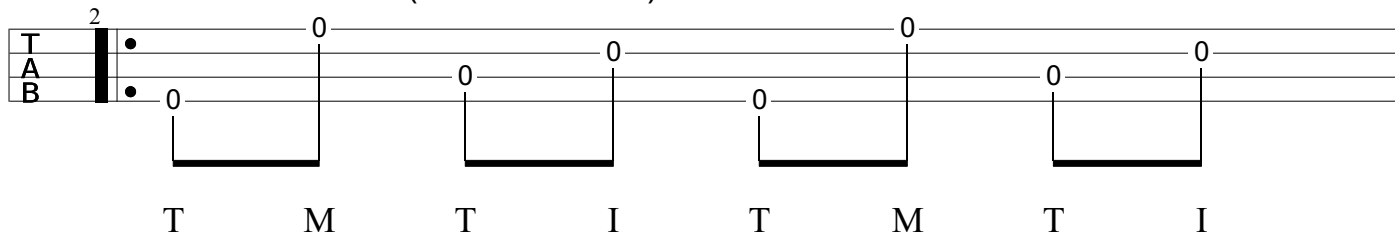
1 bar = 4 beats or 1 strum pattern

Ukul.



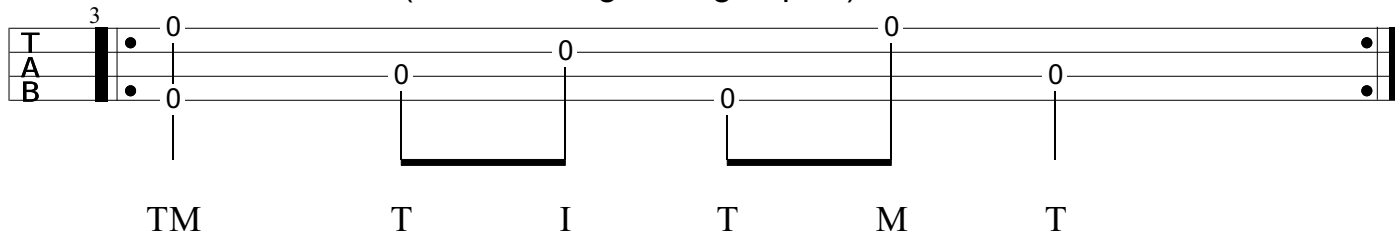
T I T M T I T M

"Travis" Pick 2 (outside/ inside)



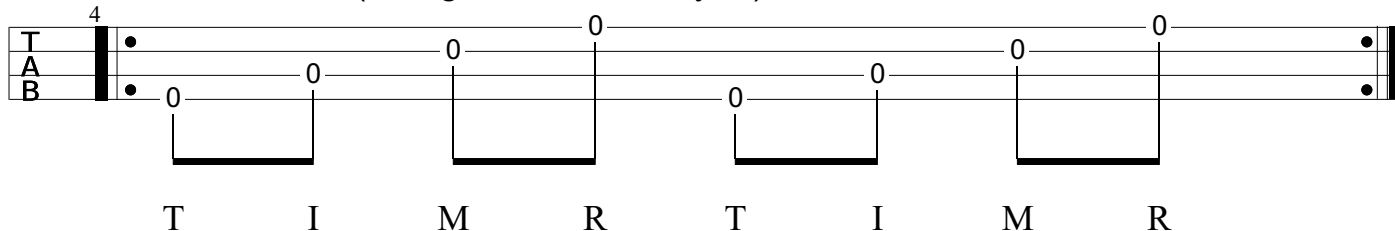
T M T I T M T I

Pinch Pattern (Puff the Magic Dragon pick)



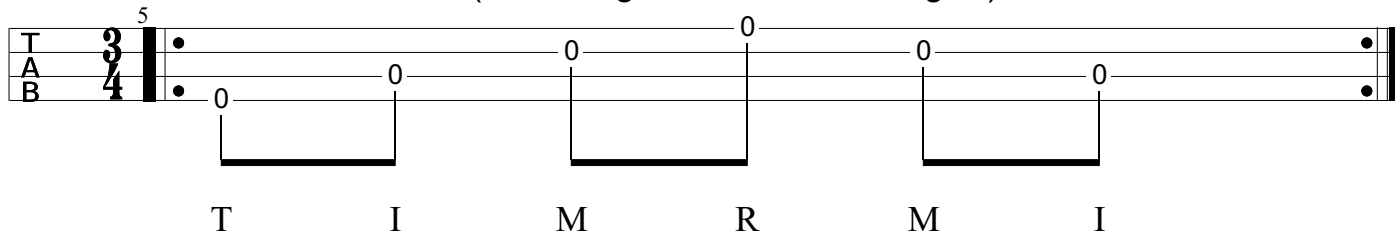
TM T I T M T

Ballad Pick ("Imagine"/ "Island Style")



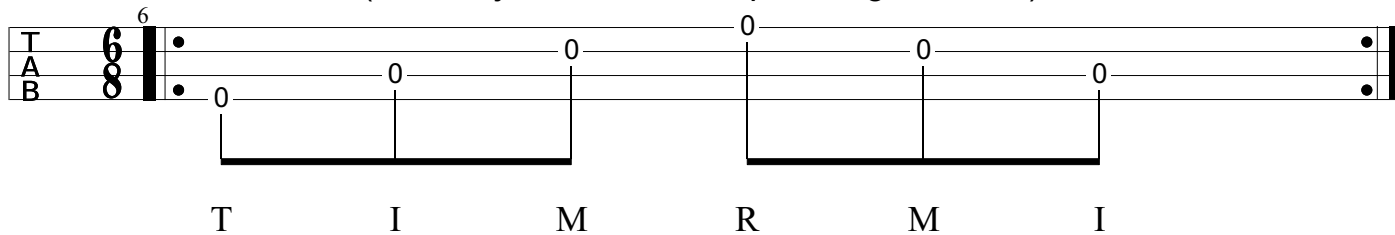
T I M R T I M R

3/4 Waltz Pick ("Amazing Grace"/ "Silent Night")



T I M R M I

6/8 Pick ("Halleluja" or "Can't Help Falling In Love")



T I M R M I

7

T	
A	
B	